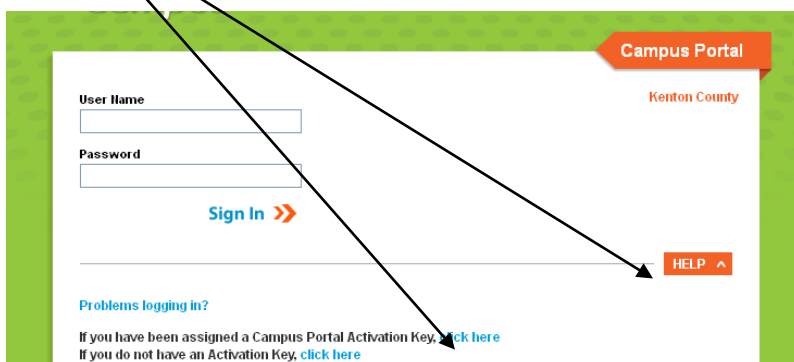


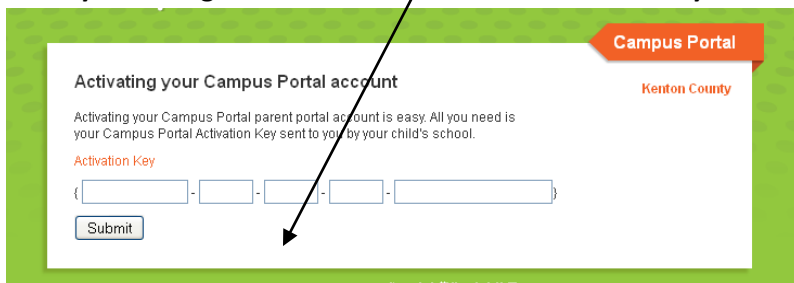
Student: _____ Homeroom: _____
Guardian: _____ Relationship: _____
Activation Key: _____

Creating Your Infinite Campus Portal Account

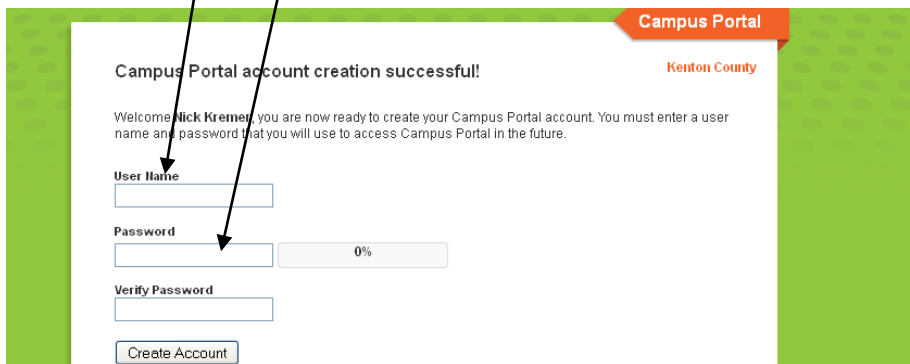
1. Obtain your 32 digit activation code from your student's school office.
2. Go to: www.kenton.kyschools.us and click Infinite Campus>Parent Portal or <https://infinitecampus.kenton.kyschools.us/campus/portal/kenton.jsp>
3. Click Help
4. Click Here:



5. Enter your 32 digit Activation code here: Available from your student's school office.



6. Enter your user name. Please use the firstname.lastname naming convention. Example: robert.jones . If the user name is already in use, you can add your middle initial after your first name or place a number at the end of your last name. Examples: robertw.jones or robert.jones1
7. Enter your password and verify. Password Requirements: At least 8 characters, Case sensitive, Must contain letters and numbers or special characters, should not contain any parts of your name or username.



My IC Portal Username is: _____
My IC Portal Password is: _____

Do not share this account with your child!